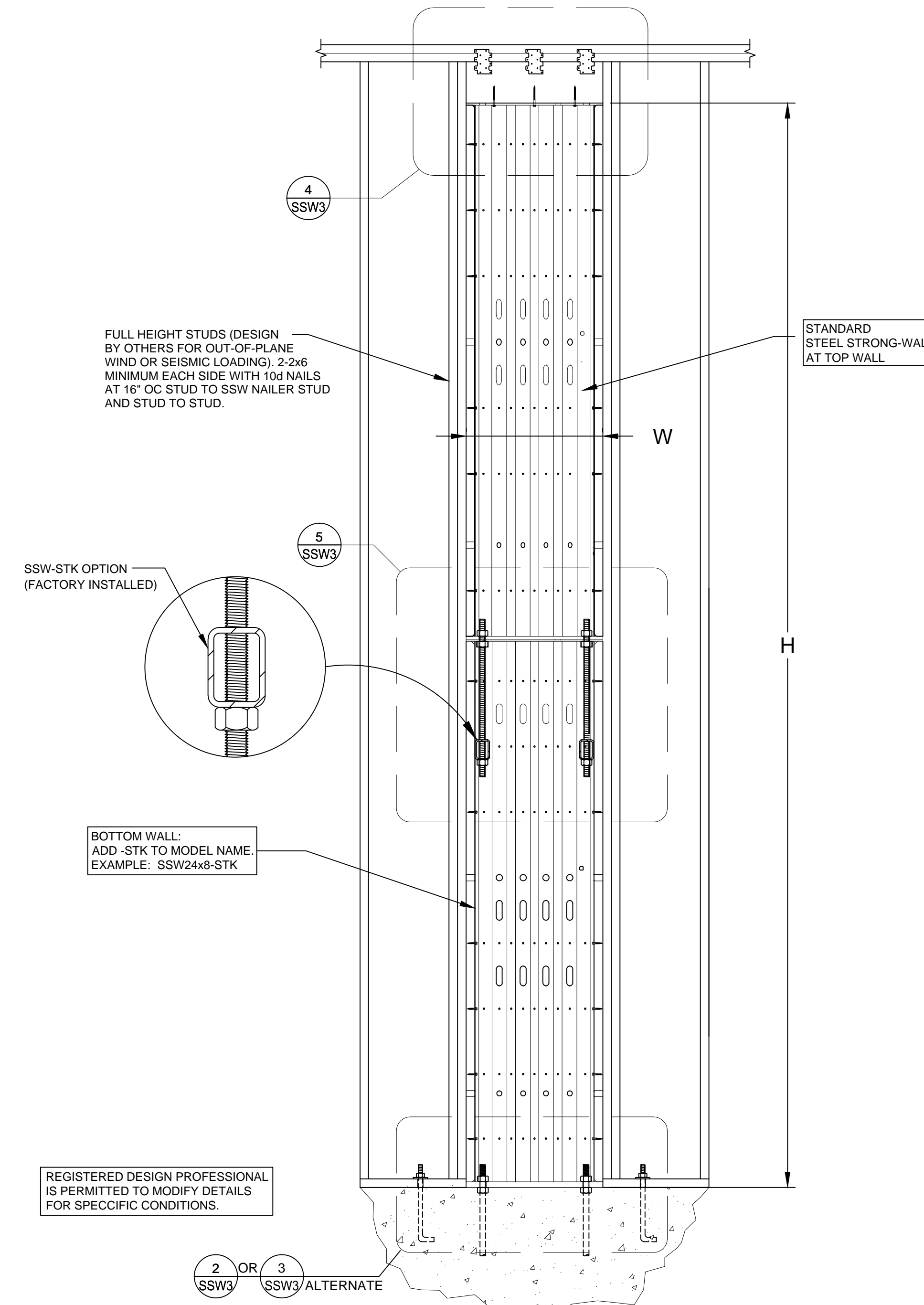


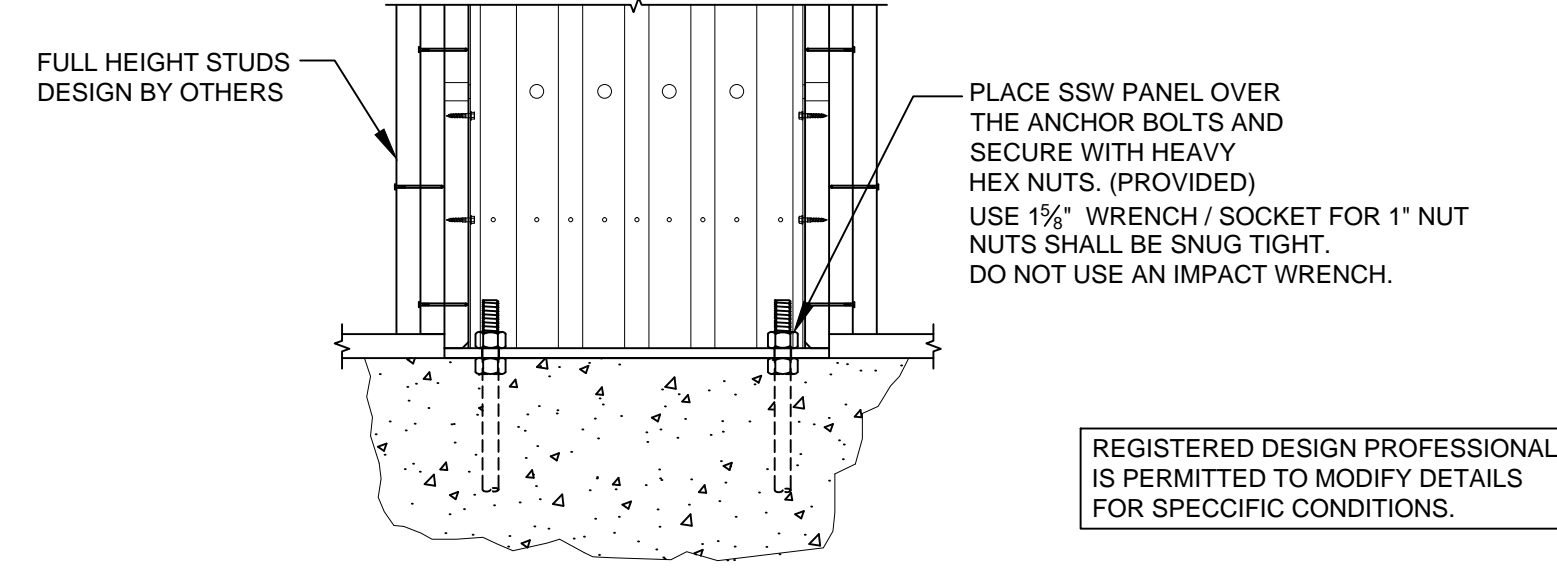
BALLOON FRAME STEEL STRONG-WALL SHOWN WITH FULL HEIGHT STUDS BY OTHERS

NOMINAL WALL HEIGHT (FT)	LOWER WALL MODEL NO.	UPPER WALL MODEL NO.	H (in)	T (in)	HOLD-DOWN ANCHOR BOLTS <sup>2</sup>	QTY. OF TOP OF WALL SCREWS <sup>3</sup>
15" WALL MODELS						
15	SSW15X8-STK	SSW15x7	173 1/4	3 1/2	(2) 1"	6
16	SSW15X8-STK	SSW15x8	186 1/2	3 1/2	(2) 1"	6
17	SSW15X10-STK	SSW15x7	197 1/4	3 1/2	(2) 1"	6
18	SSW15X10-STK	SSW15x8	210 1/2	3 1/2	(2) 1"	6
19	SSW15X10-STK	SSW15x9	222 1/2	3 1/2	(2) 1"	6
20	SSW15X10-STK	SSW15x10	234 1/2	3 1/2	(2) 1"	6
18" WALL MODELS						
15	SSW18X8-STK	SSW18x7	173 1/4	3 1/2	(2) 1"	9
16	SSW18X8-STK	SSW18x8	186 1/2	3 1/2	(2) 1"	9
17	SSW18X10-STK	SSW18x7	197 1/4	3 1/2	(2) 1"	9
18	SSW18X10-STK	SSW18x8	210 1/2	3 1/2	(2) 1"	9
19	SSW18X10-STK	SSW18x9	222 1/2	3 1/2	(2) 1"	9
20	SSW18X10-STK	SSW18x10	234 1/2	3 1/2	(2) 1"	9
21" WALL MODELS						
15	SSW21X8-STK	SSW21x7	173 1/4	3 1/2	(2) 1"	12
16	SSW21X8-STK	SSW21x8	186 1/2	3 1/2	(2) 1"	12
17	SSW21X10-STK	SSW21x7	197 1/4	3 1/2	(2) 1"	12
18	SSW21X10-STK	SSW21x8	210 1/2	3 1/2	(2) 1"	12
19	SSW21X10-STK	SSW21x9	222 1/2	3 1/2	(2) 1"	12
20	SSW21X10-STK	SSW21x10	234 1/2	3 1/2	(2) 1"	12
24" WALL MODELS						
15	SSW24X8-STK	SSW24x7	173 1/4	3 1/2	(2) 1"	14
16	SSW24X8-STK	SSW24x8	186 1/2	3 1/2	(2) 1"	14
17	SSW24X10-STK	SSW24x7	197 1/4	3 1/2	(2) 1"	14
18	SSW24X10-STK	SSW24x8	210 1/2	3 1/2	(2) 1"	14
19	SSW24X10-STK	SSW24x9	222 1/2	3 1/2	(2) 1"	14
20	SSW24X10-STK	SSW24x10	234 1/2	3 1/2	(2) 1"	14

1. SDS 1/2" x 3 1/2" SCREWS PROVIDED WITH WALL.
2. SEE SSW1 FOR ANCHORAGE SOLUTIONS.
3. STACKED INSTALLATION REQUIRES MINIMUM DOUBLE 2x6 STUDS EACH SIDE OF STEEL STRONG-WALL (PROVIDED BY INSTALLER). SEE DETAILS 4 & 5.

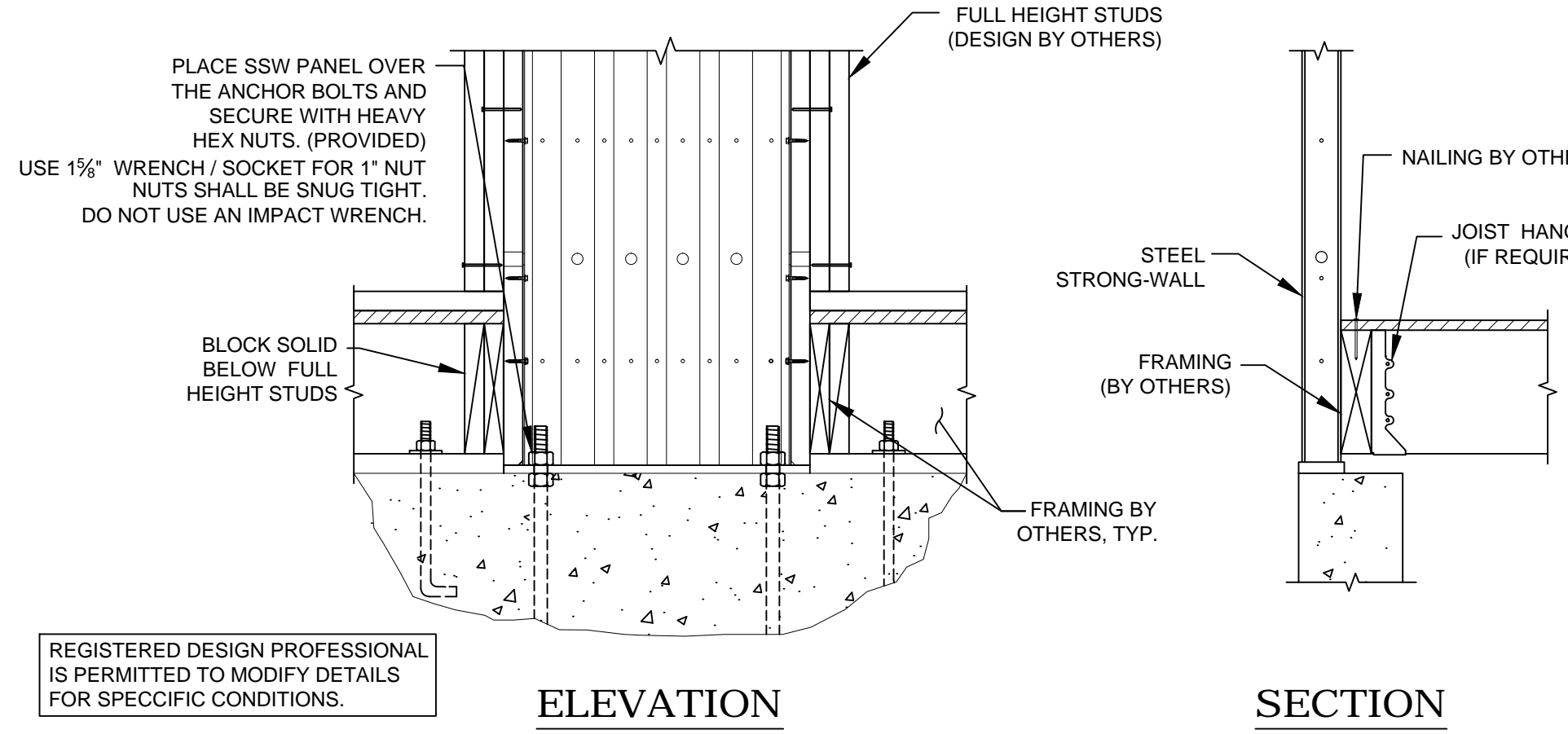


REGISTERED DESIGN PROFESSIONAL IS PERMITTED TO MODIFY DETAILS FOR SPECIFIC CONDITIONS.



BALLOON FRAMING BASE PLATE CONNECTION

2

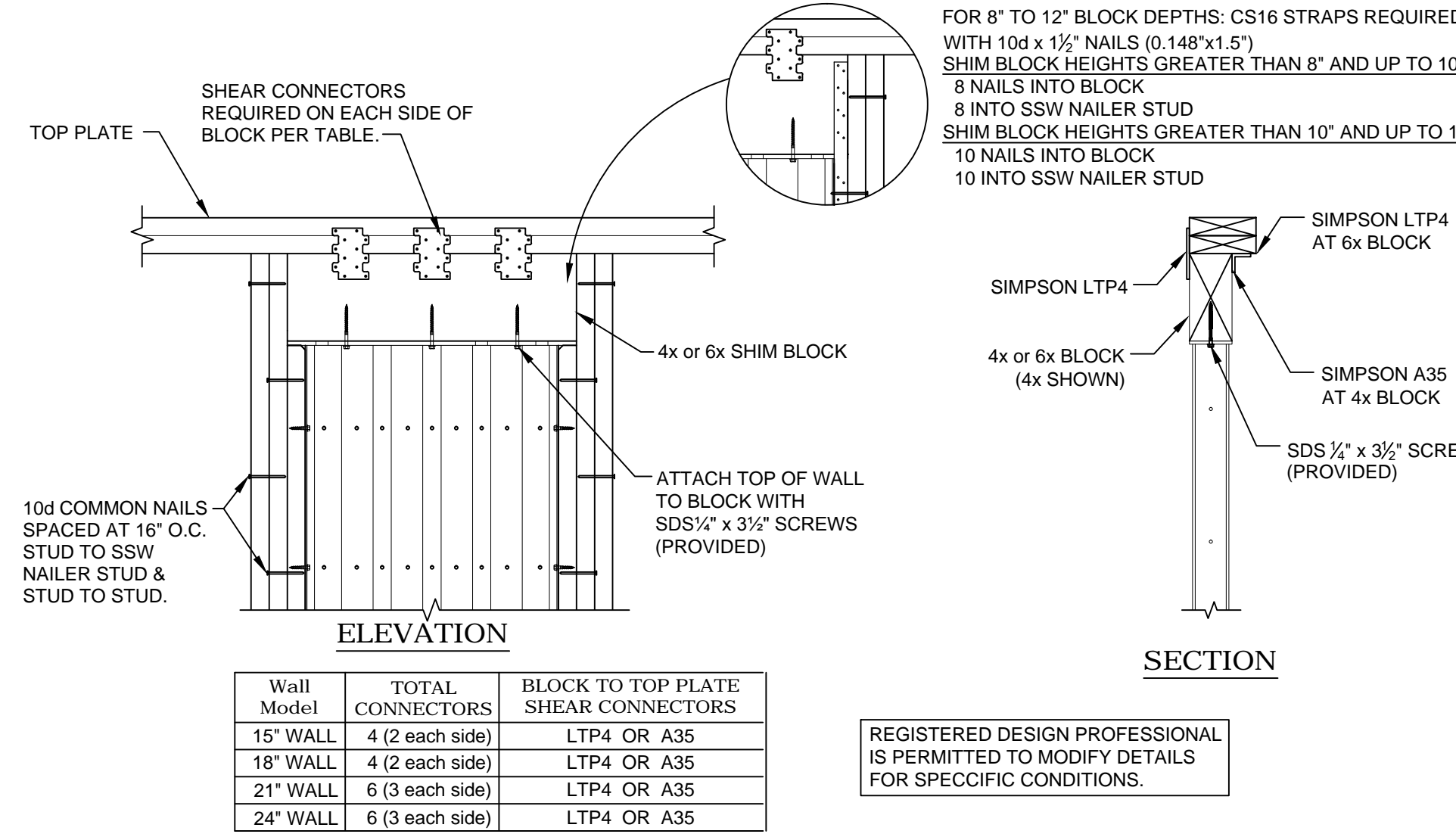


BALLOON FRAMING AT WOOD FLOOR

3

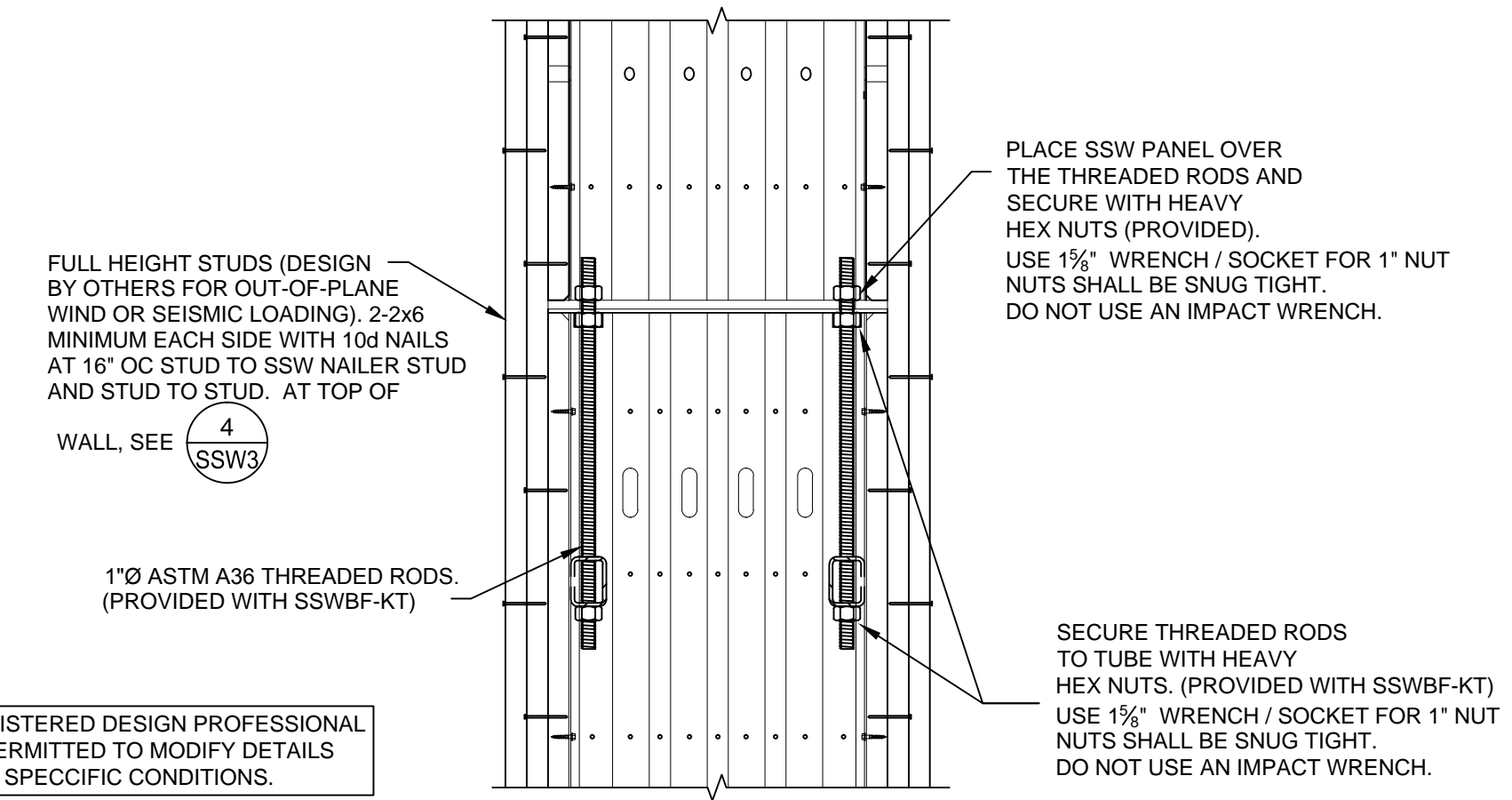
NOTES

7



BALLOON FRAMING TOP OF WALL CONNECTION

4




BALLOON FRAMING WALL TO WALL CONNECTION

5

1. STEEL STRONG-WALL SHEARWALL IS MANUFACTURED AND TRADEMARKED BY SIMPSON STRONG-TIE COMPANY, INC. HOME OFFICE: 5956 W. LAS POSITAS BLVD., PLEASANTON, CA 94588 TEL: (800) 999-5099, FAX: (925) 847-1597
2. USE OF THIS PRODUCT IS SUBJECT TO THE APPROVAL OF THE LOCAL BUILDING DEPARTMENT.
3. THIS PRODUCT IS PART OF THE OVERALL LATERAL FORCE RESISTING SYSTEM OF THE STRUCTURE. DESIGN OF THE BUILDING'S LATERAL FORCE RESISTING SYSTEM, INCLUDING THE LOAD PATH TO TRANSFER LATERAL FORCES FROM THE STRUCTURE TO THE GROUND, IS THE RESPONSIBILITY OF THE SPECIFIER.
4. ENGINEER OF RECORD IS PERMITTED TO MODIFY DETAILS FOR SPECIFIC CONDITIONS.
5. THE CONTRACTOR SHALL VERIFY ALL DIMENSIONS, CONDITIONS, ELEVATIONS, ETC. PRIOR TO INSTALLATION OF ANY COMPONENTS TO THE STEEL STRONG-WALL SYSTEM. IF ANY DISCREPANCIES ARE FOUND, THEY SHALL BE BROUGHT TO THE ATTENTION OF THE SPECIFIER FOR CLARIFICATION PRIOR TO CONSTRUCTION.
6. INSTALLATION OF PRODUCT SHALL BE DONE IN CONFORMANCE TO THESE DRAWINGS. THE PERFORMANCE OF MODIFIED PRODUCTS OR ALTERED INSTALLATION PROCEDURES ARE THE SOLE RESPONSIBILITY OF THE SPECIFIER.
7. SIMPSON STRONG-TIE COMPANY, INC. RESERVES THE RIGHT TO CHANGE SPECIFICATIONS, DESIGNS, AND MODELS WITHOUT NOTICE OR LIABILITY FOR SUCH CHANGES.
8. ALL HARDWARE CALLED OUT IS SIMPSON STRONG-TIE.


NO.	DATE	REVISIONS
1	9/21/2009	2006 IBC REVISIONS
2	4/16/2014	2012 IBC REVISIONS



SIMPSON STRONG-TIE COMPANY, INC.  
HOME OFFICE: 5956 W. LAS POSITAS BLVD., PLEASANTON, CA 94588  
TEL: (800) 999-5099



STEEL STRONG-WALL  
BALLOON FRAMING DETAILS  
ENGINEERED DESIGNS



NAME	
DATE	4-16-2014
SCALE	N.T.S.
CHECKED	
SHEET	SSW3
OF SHEETS	
JOB NO.	